

# Report for QCSD Back to School Survey - For Families

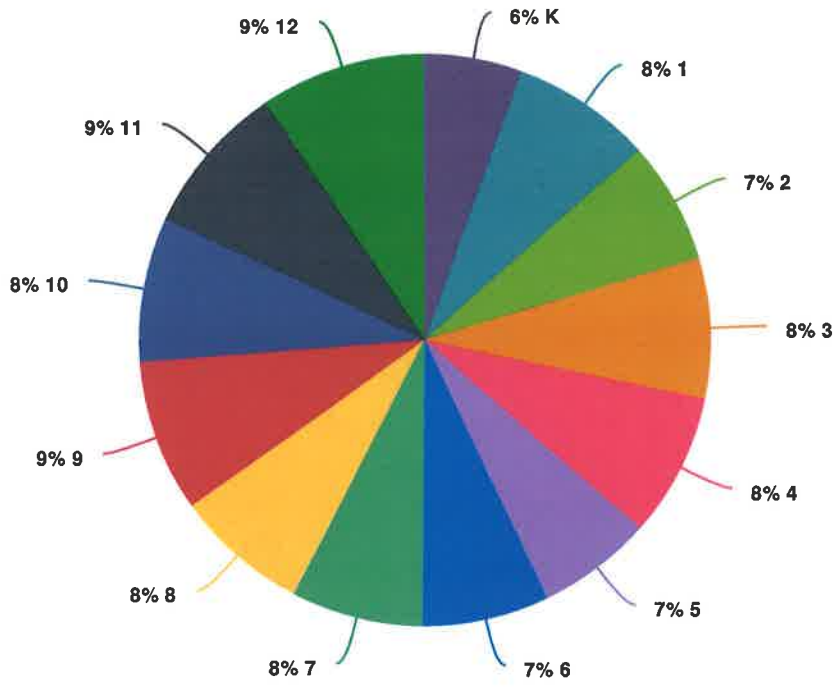
## Response Counts
















---

**Totals: 1,987**

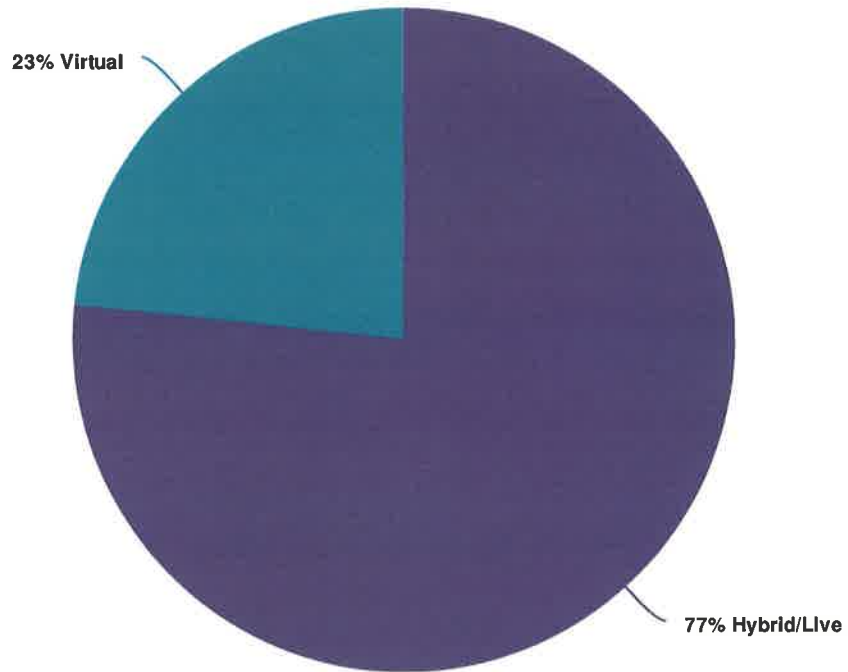
# 1. What grade level is your student in?





Value		Percent	Responses
K		5.6%	109
1		7.9%	155
2		6.9%	135
3		7.9%	155
4		8.1%	158
5		6.5%	126
6		7.2%	141
7		7.5%	147
8		7.5%	147
9		8.6%	168
10		8.2%	161
11		8.6%	168
12		9.4%	183

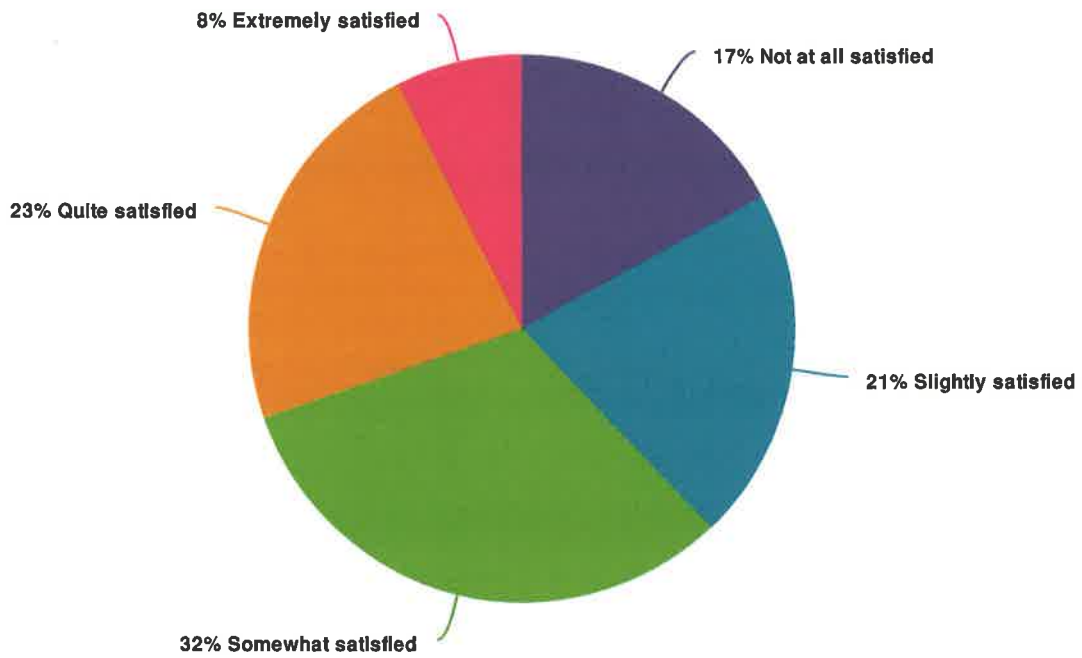
**Totals: 1,953**






## 2. In which instructional model is your student currently enrolled in?



Value		Percent	Responses
Hybrid/Live		76.7%	1,519
Virtual		23.3%	462
			<b>Totals: 1,981</b>

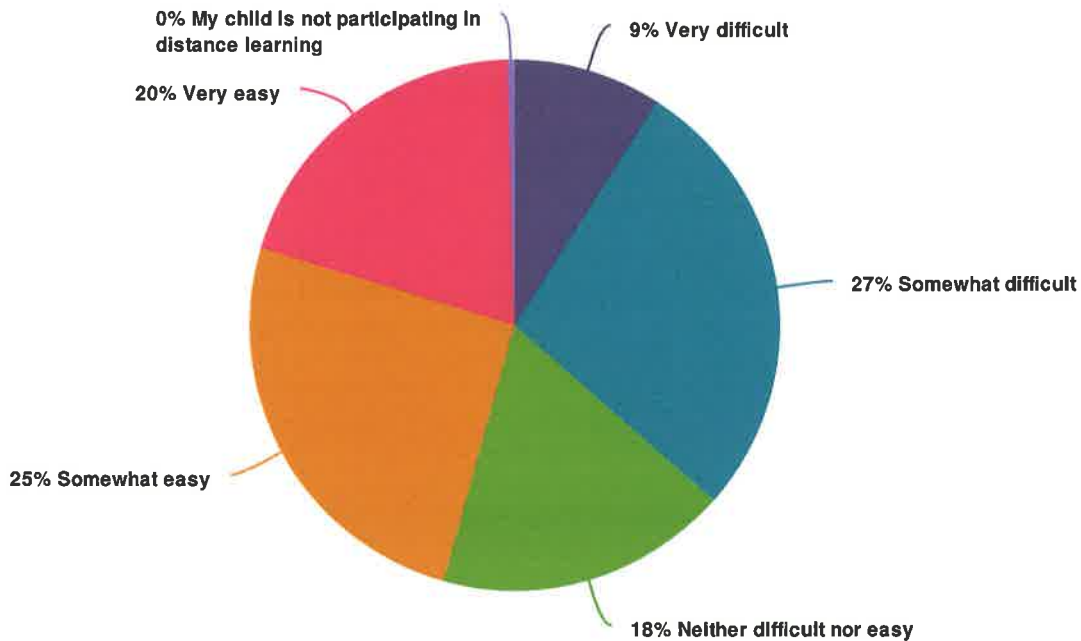
### 3. How satisfied are you with the way learning is structured at your child's school right now?



Value		Percent	Responses
Not at all satisfied		17.0%	337
Slightly satisfied		20.9%	415
Somewhat satisfied		31.8%	631
Quite satisfied		22.8%	452
Extremely satisfied		7.5%	148

**Totals: 1,983**

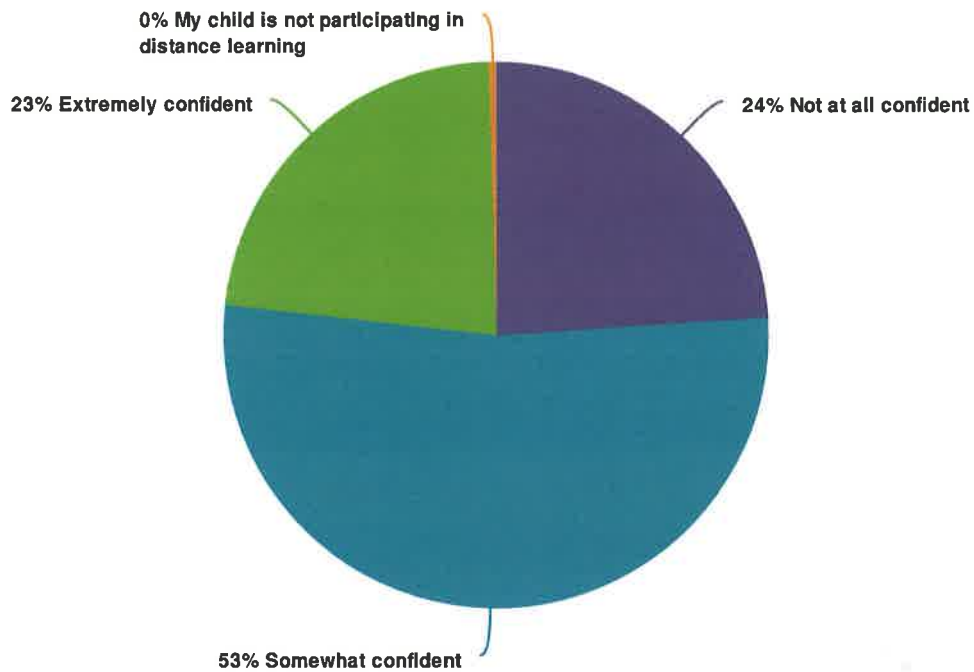
4. How difficult or easy is it for your child to use the distance learning tools (video calls, learning applications, etc.)?



Value	Percent	Responses
Very difficult	9.1%	181
Somewhat difficult	27.3%	542
Neither difficult nor easy	18.0%	357
Somewhat easy	25.3%	501
Very easy	19.9%	394
My child is not participating in distance learning	0.4%	7

**Totals: 1,982**

5. How confident are you in your ability to support your child's education during distance learning?



Value		Percent	Responses
Not at all confident		24.0%	476
Somewhat confident		52.8%	1,046
Extremely confident		22.8%	452
My child is not participating in distance learning		0.4%	7

**Totals: 1,981**


6. What is working well with your child's education that you would like to see continued?



ResponseID	Response
1	Live education
2	The is becoming more and more independent with technology.
6	Hybrid option
7	They have enough resources to help
8	Canvas is ok...she needs in person instruction more than the 2 days per week
10	Not wearing a mask while at home.
11	My child attends school 4 days a week and I feel like the quality is better than the virtual learning days. I hope that the school days stay shortened though as I feel that is long enough for children to be expected to wear a mask.
12	Availability of help
13	the synchronous is very helpful with my 4th grader, they are at the same time every day and it is structured. That would also benefit my 8th grader he only gets a few a week
14	My child is doing very well in the Hybrid model for the first time in a long time he's not stressed out or worried he's doing good.
15	She only does well When she has in school learning on hybrid days
17	The support of the IEP team in continuing to keep her focused and updated



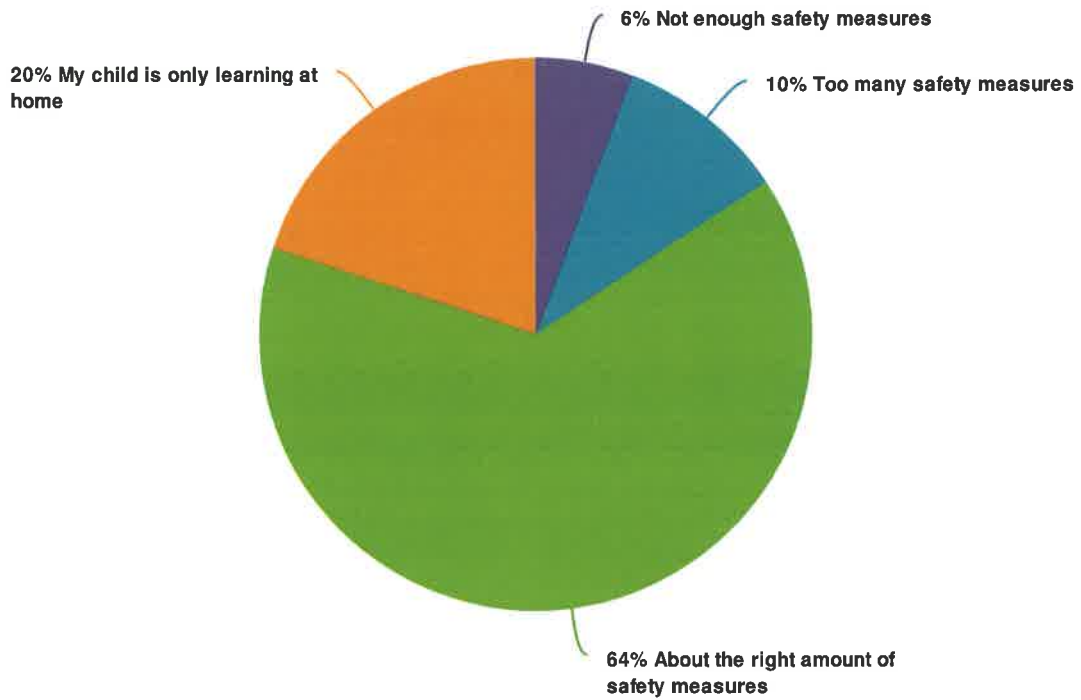
7. What is challenging with your child's education that you would like to see improved?



**ResponseID    Response**

1	I'm concerned that quality of teaching is not the same and he's in that important period for college
2	There is limited opportunity due motor skill development with using strictly technology. I end up printing out a lot of material for her to use at home.
5	More face time for virtual students
6	Too little work
8	Downloading testing for benchmarks was a disaster, and almost all of her at home instruction is assignments there is NO synchronous learning at all...needs to be in school daily not at home
10	Learning online is a challenge in general when in-person learning has proven to be most effective. Wearing a mask in class, at her desk is also a challenge, as it causes anxiety and breathing difficulties. It is not necessary and it is against the Dept of Health's guidance
11	My child is uncomfortable using the zoom meetings.
12	bus schedule has been awful
13	learning help. When my 8th grader has trouble understanding something it is difficult for him to get help.
14	Everything so far is good

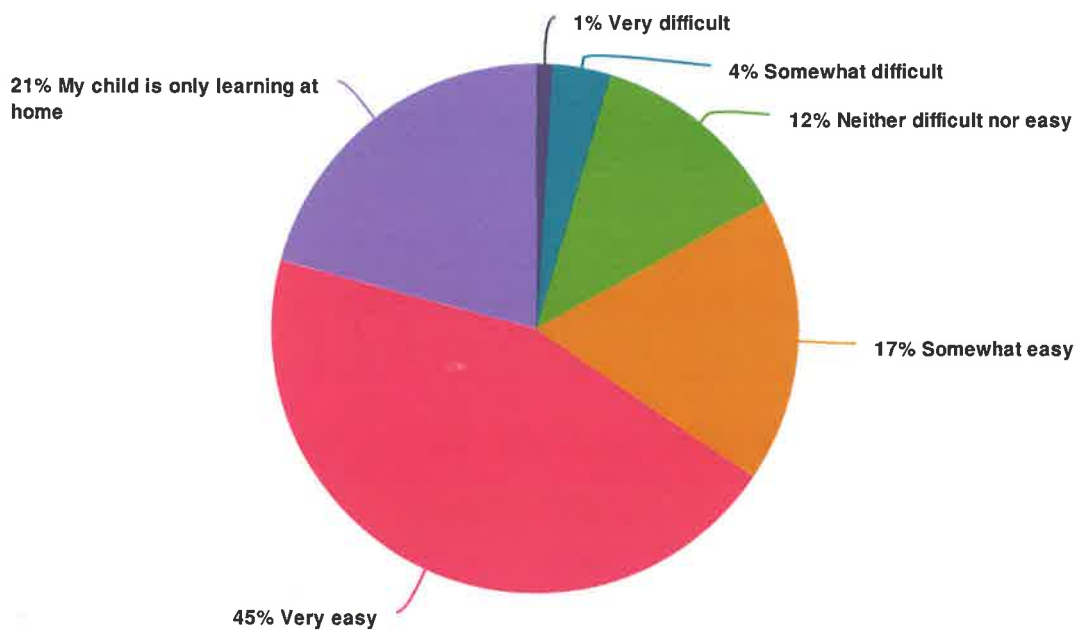
8. How would you describe the level of COVID-related safety measures and protocols in your child's school to keep students healthy?



Value	Percent	Responses
Not enough safety measures	5.8%	114
Too many safety measures	9.9%	196
About the right amount of safety measures	64.4%	1,269
My child is only learning at home	19.9%	392

**Totals: 1,971**

9. How difficult or easy has it been for your child to follow the COVID-related safety measures and protocols at their school?



Value	Percent	Responses
Very difficult	1.0%	20
Somewhat difficult	3.6%	72
Neither difficult nor easy	12.4%	245
Somewhat easy	17.4%	344
Very easy	44.7%	884
My child is only learning at home	20.8%	412

Totals: 1,977

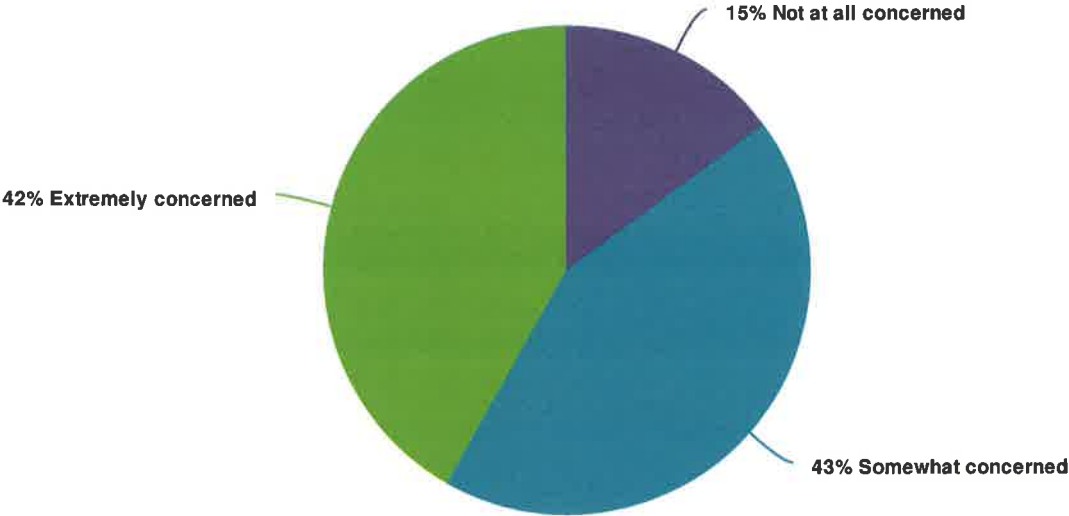
10. Is there anything else you would like to share about the measures and protocols your child's school is taking to keep students and staff healthy?






**ResponseID    Response**

2	Outside play seems to restricted. It would be great to have the playground accessible.
10	Excessive amount of safety measures for a virus that has a 99.94% survival rate. We don't do this for the flu.
11	The children need more options when outside. I feel that they should be able to use the playground equipment. Playing basketball with an imaginary ball is pretty sad.
12	none
17	N/A
18	Keep the protocols the way that they are. No moderate quarantine
21	Maybe more mask breaks if at all possible.
24	I think it has been decision based on liberal thinking. Get back to normal every day school! Teachers and students will get sick and they will recover and move on.
26	I would like something figured out for recess. They play sports together outside of school and really need something to break up the day at school
27	No.
31	Sanitizing desks
32	n/a

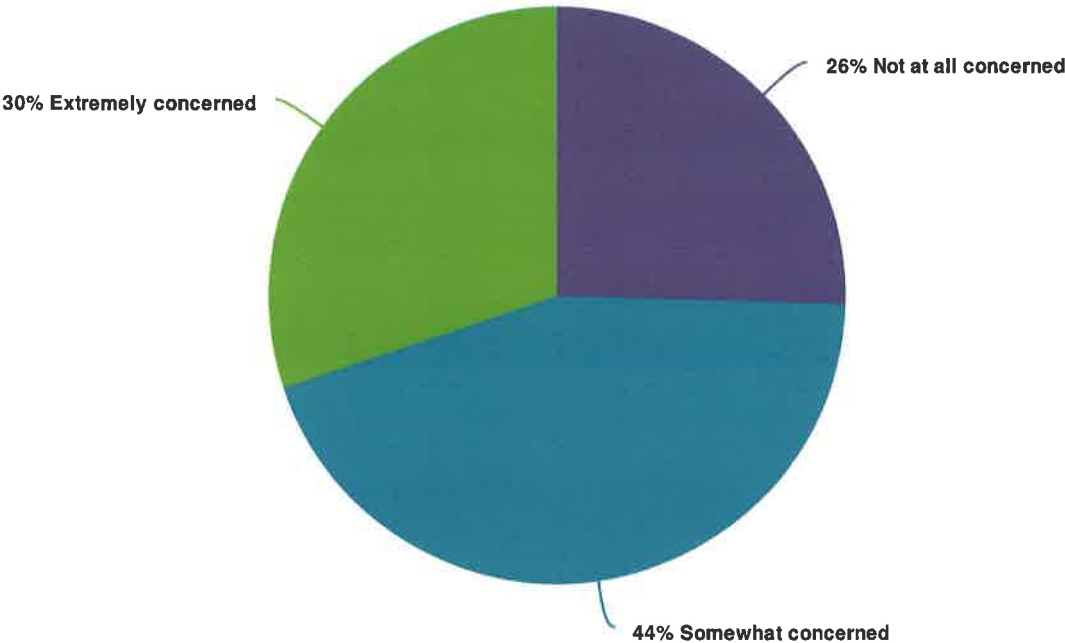
11. How concerned are you about your child’s academic growth right now?



Value		Percent	Responses
Not at all concerned		14.9%	295
Somewhat concerned		43.3%	857
Extremely concerned		41.8%	829

Totals: 1,981

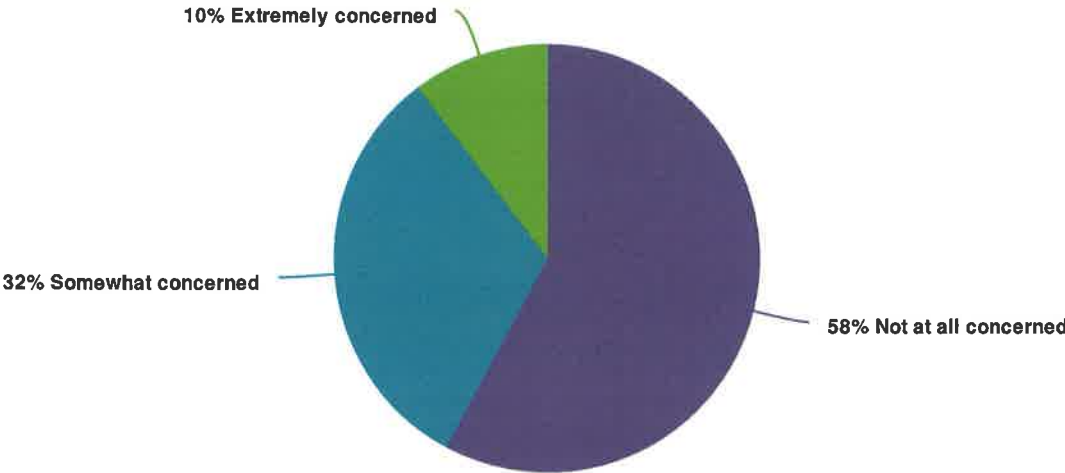
12. How concerned are you about your child’s social-emotional well-being right now?



Value		Percent	Responses
Not at all concerned		25.5%	504
Somewhat concerned		44.4%	879
Extremely concerned		30.2%	597

Totals: 1,980

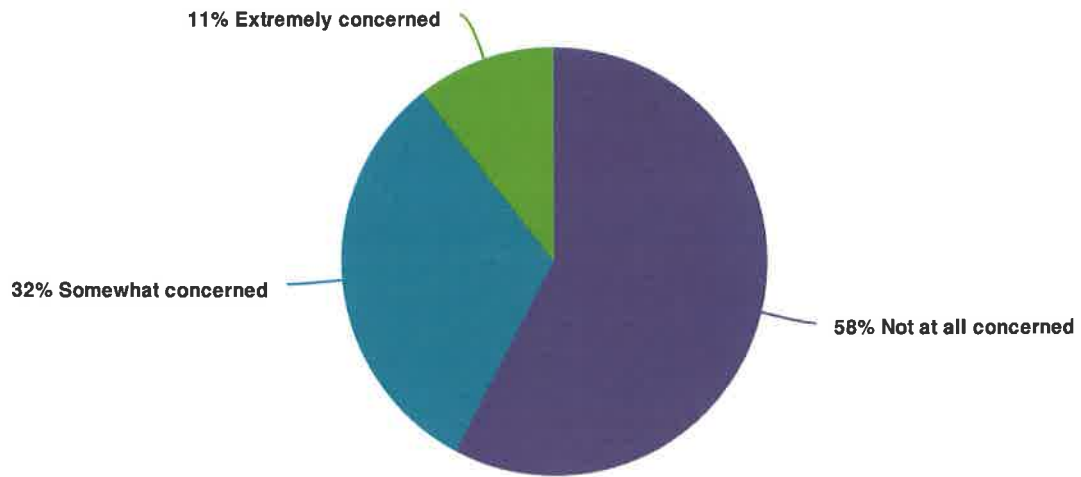
13. How concerned are you about your child's behavior right now?



Value	Percent	Responses
Not at all concerned	57.9%	1,144
Somewhat concerned	31.9%	630
Extremely concerned	10.3%	203

Totals: 1,977

14. How concerned are you about your child's physical health right now?

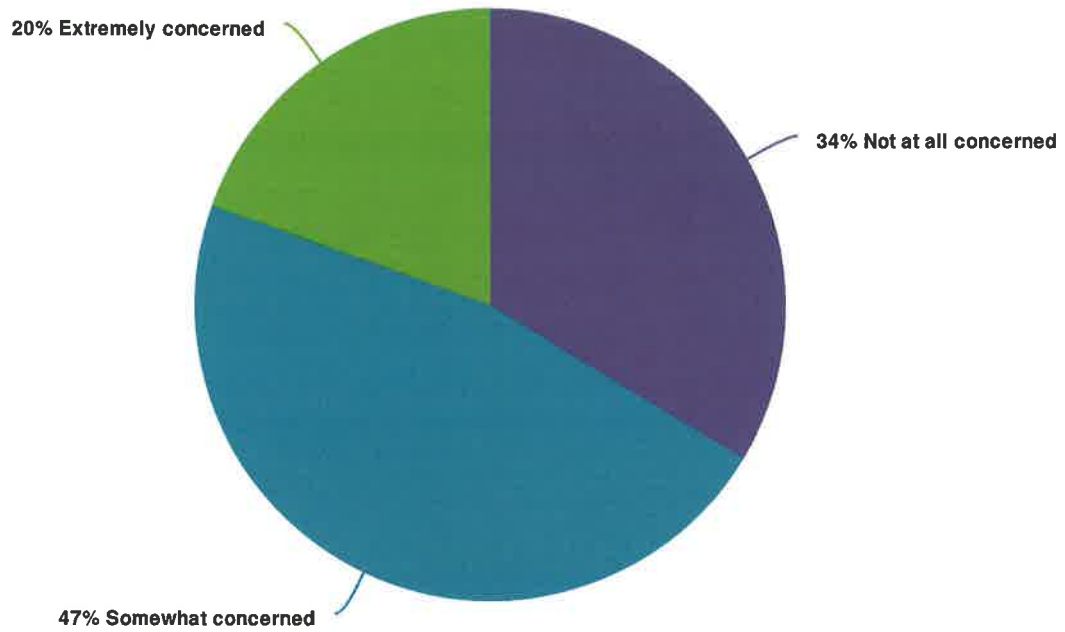





Value		Percent	Responses
Not at all concerned		57.7%	1,142
Somewhat concerned		31.7%	627
Extremely concerned		10.6%	209

Totals: 1,978



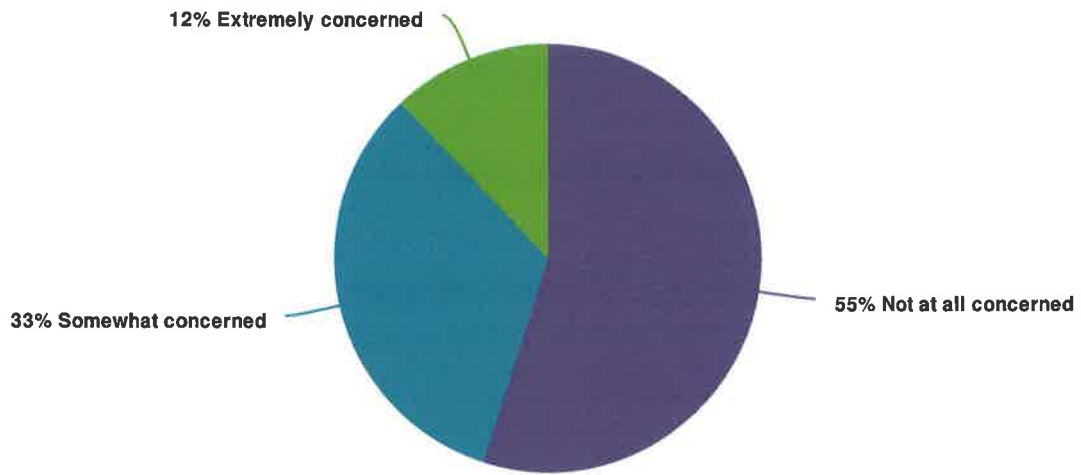
15. How concerned are you about your child's peer relationships right now?



Value		Percent	Responses
Not at all concerned		33.7%	666
Somewhat concerned		46.7%	924
Extremely concerned		19.6%	387

Totals: 1,977

16. How concerned are you about your child's relationships with adults at school right now?



Value		Percent	Responses
Not at all concerned		54.9%	1,088
Somewhat concerned		32.9%	652
Extremely concerned		12.1%	240

Totals: 1,980